


CREATE  
your STYLE™  
with CRYSTALLIZED™ – Swarovski Elements

# FRIEZE NECKLACE



# FRIEZE NECKLACE



## CRYSTALLIZED™ – Swarovski Elements

Article	Product Group	Article No.	Amount	Size	Color	Color Code	Supplies
	Beads	5000	9	3 mm	Crystal	001	Organza Ribbon, Size 1–2 cm, Amethyst, Length 140cm  Organza Ribbon, Size 1–2 cm, Olivine, Length 140cm  Nylon Thread, Size 0.3 mm, Amethyst or Olivine, Length 100 cm
	Beads	5000	46	4 mm	Olivine	228	
	Beads	5000	28	6 mm	Amethyst	204	
	Beads	5301	32	4 mm	Amethyst	204	
	Beads	5301	4	8 mm	Olivine	228	
							<b>Tools</b>  Beading Needles, Size 10 or 12  Scissors

### STEP 1

Prepare Foundation [Article 5000, 4 mm Olivine (228) & 6 mm Amethyst (204)]:

- Cut thread length 100cm.
- Thread 2 needles and extend 1 toward each end of thread.
- Thread 5 Olivine crystals (between two needles).
- Pass both needles in opposite directions through 1 Amethyst crystal.
- Center, crystal loop on thread length.
- Pull threads tight.

### STEP 2

Foundation:

- Thread 1 Olivine, 1 Amethyst, and 1 Olivine crystal on each needle.
- Pass both needles in opposite directions through 1 additional Amethyst crystal.
- Pull threads tight.
- Repeat 8 additional times, creating 10 total interlinked circles.

### STEP 3

Create final loop:

- Pass both needles in opposite directions through 5 Olivine crystals and again through Amethyst crystal of prior circle.

### STEP 4

Embellish [Article 5301, 4 mm Amethyst (204) & Article 5000, 3 mm Crystal (001)]:

- Thread 1 Amethyst crystal on each needle.
- Pass both needles (in same direction) through 1 Crystal crystal.
- Thread 1 Amethyst crystal on each needle.
- Pass both needles in opposite directions through 1 foundation crystal (6 mm Amethyst).
- Pull threads tight.
- Repeat 3 additional times.

### STEP 5

Focal Embellishment [Article 5301, 8 mm Olivine (228) & Article 5000, 3 mm Crystal (001)]:

- Thread 1x 8 mm Olivine crystal on each needle.
- Pass both needles in same direction through 1 Crystal component.
- Thread 1x 8 mm Olivine crystal on each needle.
- Pass both needles in opposite directions through 1 foundation crystal (6 mm Amethyst).
- Pull threads tight.

### STEP 6

Repeat Step 4.

### STEP 7

- Pass both needles in opposite directions through 6 foundation crystals (4 mm Olivine and 6 mm Amethyst).
- Pull threads tight.

#### STEP 7.1

- Tie knot close, between crystals.
- Trim thread to 1 cm.

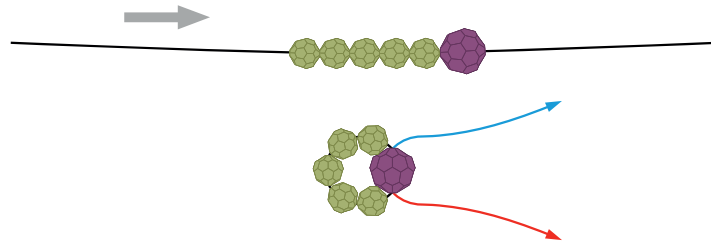
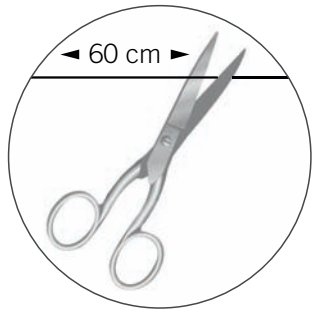
#### STEP 7.2

- Grasp knot with fine-tipped tweezers and carefully melt to seal 1 cm trimmed thread.

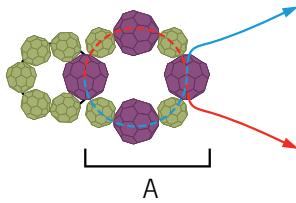
### STEP 8

- Angle cut 2 lengths Olivine, organza ribbon, 70cm.
- Pass both ribbons through 1 foundation, crystal loop.
- Center ribbon in loop.
- Tie overhand knot near loop.
- Repeat with Amethyst ribbon at other end.

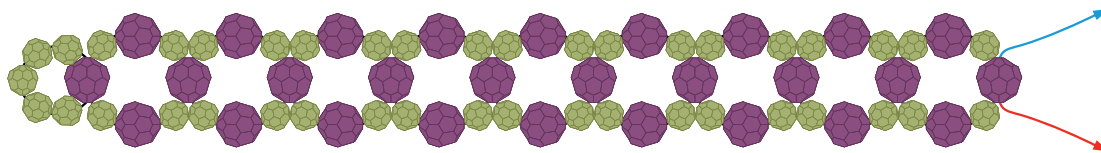
STEP 1




STEP 2



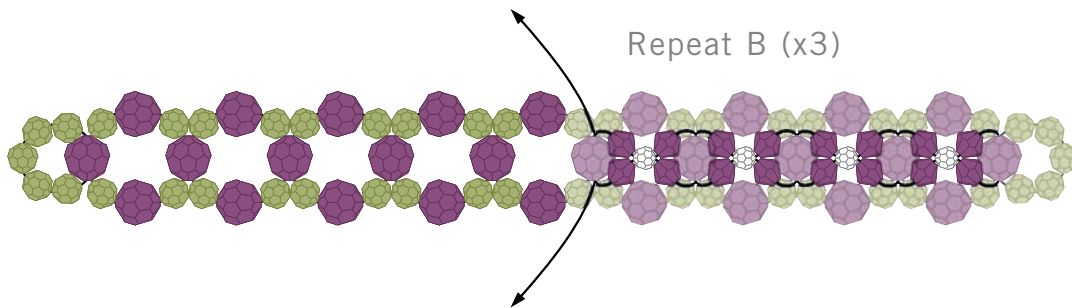

Repeat A (x8)



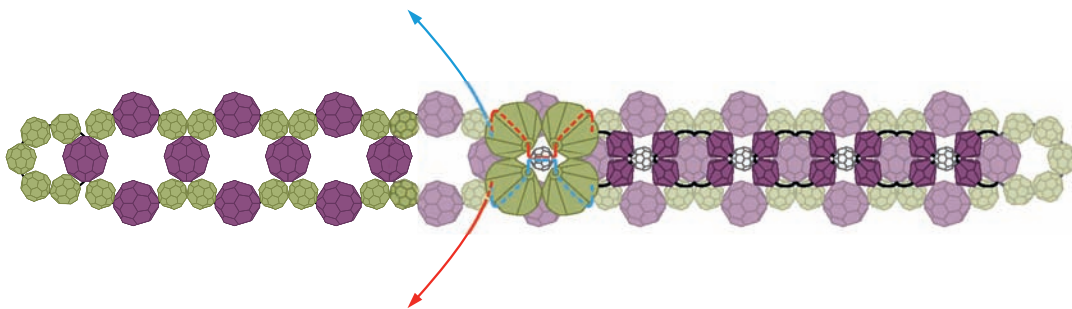
STEP 3



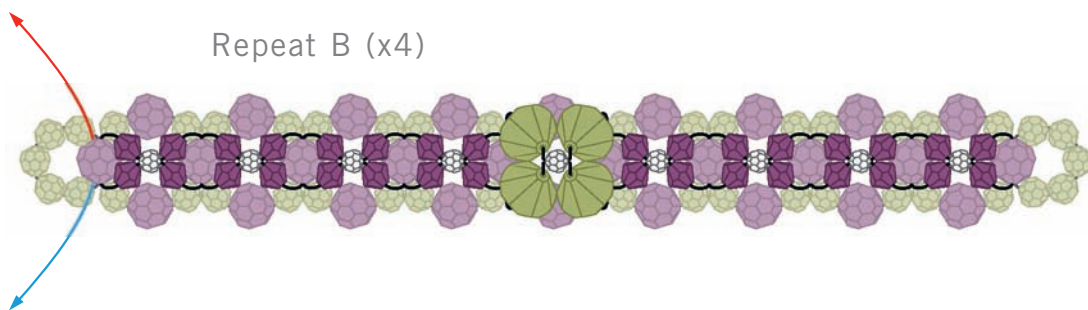
STEP 4



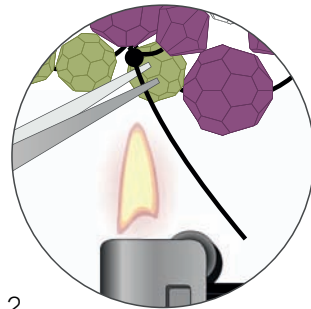
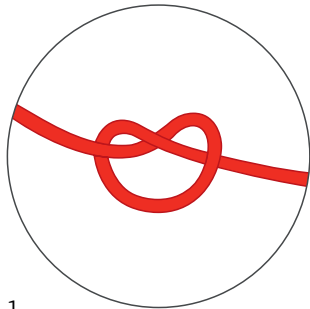
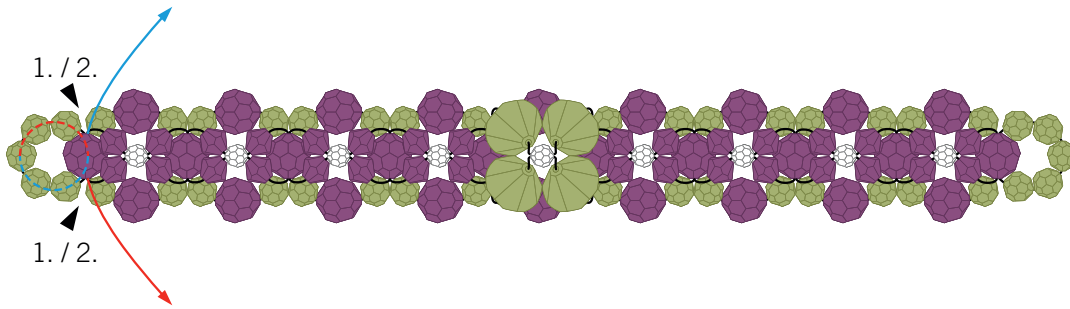
STEP 5



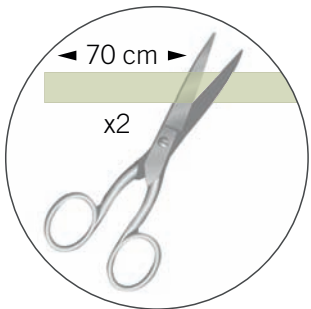
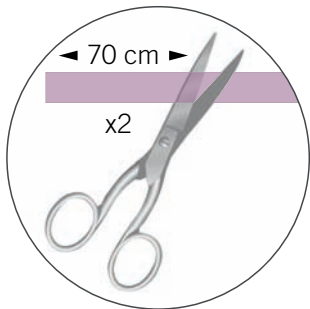
STEP 6



## STEP 7



## STEP 8



## STEP 9

